

to Ljungskile Folk High School  
**Joe is still singin'**  
VERSION FOR MALLETT QUARTET (or trio)

Daniel Berg (2020)

$\text{♩} = 54$

Vibraphone

Glockenspiel  
and/or  
Crotales  
with bow  
THIS PART IS AD LIB

Marimba 2

Marimba 1

$\text{♩} = 54$

*ppp* 6 6 6 6

*with pedal ad lib*

Detailed description: This system contains five staves. The top staff is for Vibraphone, the second for Glockenspiel and/or Crotales with bow, the third and fourth are for Marimba 2 (treble and bass clefs), and the fifth is for Marimba 1 (treble and bass clefs). The tempo is marked as quarter note = 54. The Vibraphone and Glockenspiel parts are marked 'AD LIB'. The Marimba 1 part has a bass line with sixteenth-note patterns and a 'ppp' dynamic marking.

4 **A**

Vib. *mp*

Glock. *p*

Mar.2

*niente*

**A**


Mar.1 *mp*


4


6 6 6 6


Detailed description: This system continues the piece with four staves. The Vibraphone part has a melodic line starting with a box 'A' and a '4' above it, with a 'mp' dynamic. The Glockenspiel part has sustained chords with a 'p' dynamic. The Marimba 2 part has a rhythmic pattern with a 'niente' dynamic. The Marimba 1 part has a bass line with a '4' above it and a 'mp' dynamic, with sixteenth-note patterns and a '6' dynamic marking.

7

Vib. 

Glock. 

Mar.2 


Mar.1 


*niente*


6 6 6 6

**B**


9

Vib. 

Glock. 

Mar.2 

**B**

Mar.1 

*mf* 6 6 6 6 *mp*

**C**

12

Vib.

Glock.

Mar.2

Mar.1

**D**

15

Vib.

Glock.

Mar.2

Mar.1

*mf*

*p*

18

Vib.

Glock.

Mar.2

Mar.1

6 6 6 6 6 6 6 6

20

Vib.

Glock.

Mar.2

Mar.1

**E**

**E**

*mf*

*mf* 6 6 6 6

22 5

Vib. *p* **F**

Glock.

Mar.2

Mar.1 *p* **F**

25

Vib. *mf*

Glock.

Mar.2

Mar.1 *mf*

6

G

28

Vib.

*p*

Glock.

Mar.2

Mar.1

G

*p*

6

6

6

6

6

6

6

6

30

Vib.

*mf*

Glock.

Mar.2

Mar.1

*mf*

6

6

6

6

This musical score is for a percussion ensemble, featuring Vibraphone (Vib.), Glockenspiel (Glock.), and two Maracas (Mar.1 and Mar.2). The score is divided into two systems, with measures 28-29 and 30-31. The key signature is G major, indicated by a 'G' in a box at the beginning of each system. The Vibraphone part starts with a sustained chord in measure 28, marked *p* (piano), and continues with a melodic line in measure 30, marked *mf* (mezzo-forte), featuring triplet rhythms. The Glockenspiel part provides harmonic support with chords and single notes, also using triplet rhythms in measure 30. The Maracas parts consist of rhythmic patterns: Mar.2 plays a steady eighth-note pattern, while Mar.1 plays a more complex pattern with sixteenth notes and rests, marked *mf* in measure 30. The score includes various musical notations such as dynamics, articulation marks, and rhythmic groupings.

32

Vib. *mp*

Glock.

Mar.2

Mar.1 *mp*

34


Vib. **H** *f*


Glock.


Mar.2


Mar.1 **H** *f*

36 **I**

Vib. 

Glock. 

Mar.2 

Mar.1 

38 **J** *free tempo*

Vib.  *gliss.*

Glock.  *free tempo*

Mar.2  *free tempo*  
*Improvise on Cymbals and Tam-Tams*

Mar.1  *free tempo*  
*Improvise on Dobachi*

niente



*Ad lib - improvise with bending tone,  
glissando around white keys*

41

Vib. *gliss.* *gliss.* *gliss.* *gliss.* *change to Water Phone*

Glock. *change to metal ad lib  
and place in water*

Mar.2 *marimba niente p*

Mar.1 *marimba niente p*

47

Vib. *niente*

Glock. *niente*

Mar.2 *niente*

Mar.1 *niente*

to Ljungskile Folk High School

# Joe is still singin'

Vibraphone

VERSION FOR MALLETT QUARTET (or trio)

Daniel Berg (2020)

♩ = 54

2 **A**

with pedal ad lib mp

9 **B** **C**

mf > mp

15 **D**

mf p

20 **E**

mf p

24 **F**

mf

28 **G**

mf

35 **H** **I**

f p

40 **J**

gliss. gliss. gliss. gliss. gliss. gliss. change to Water Phone

46

niente

to Ljungskile Folk High School

# Joe is still singin'

VERSION FOR Mallet Quartet (or trio)

Glockenspiel and/or Crotales with bow THIS PART IS AD LIB

Daniel Berg (2020)

$\text{♩} = 54$

**A**

**B**

**C**

**D**

**E**

**F**

**G**

**H**

**I**

**J**

*free tempo*

*change to metal ad lib and place in water*

*niente*

Marimba 2

to Ljungskile Folk High School  
**Joe is still singin'**

VERSION FOR MALLET QUARTET (or trio)

Daniel Berg (2020)

♩ = 54 A

3

3

niente

6

niente

9 B

niente

12 C

niente

15 D

niente

18

Musical notation for measures 18 and 19. The treble clef staff has whole rests. The bass clef staff contains eighth-note patterns: two eighth notes, a quarter note, and two eighth notes. The first measure starts with a sharp sign (#) above the first eighth note. The second measure has a sharp sign (#) above the first eighth note. A horizontal line is drawn under the bass clef staff for the second measure.

20 **E**

Musical notation for measures 20, 21, and 22. The treble clef staff has whole rests. The bass clef staff contains eighth-note patterns: two eighth notes, a quarter note, and two eighth notes. A box labeled 'E' is positioned above the first measure. A horizontal line is drawn under the bass clef staff for measures 20 and 21.

23 **F**

Musical notation for measures 23, 24, 25, and 26. The treble clef staff has whole rests. The bass clef staff contains eighth-note patterns: two eighth notes, a quarter note, and two eighth notes. A box labeled 'F' is positioned above the first measure. A horizontal line is drawn under the bass clef staff for measures 24 and 25.

27 **G**

Musical notation for measures 27, 28, and 29. The treble clef staff has whole rests. The bass clef staff contains eighth-note patterns: two eighth notes, a quarter note, and two eighth notes. A box labeled 'G' is positioned above the first measure. A horizontal line is drawn under the bass clef staff for measures 28 and 29.

30

Musical notation for measures 30, 31, and 32. The treble clef staff has whole rests. The bass clef staff contains eighth-note patterns: two eighth notes, a quarter note, and two eighth notes. A horizontal line is drawn under the bass clef staff for measures 30 and 31.

33

Musical notation for measures 33-34. The treble clef staff contains whole rests. The bass clef staff contains a rhythmic pattern of eighth notes with stems pointing up, starting on a G-sharp. A hairpin crescendo is shown below the bass staff.

35 **H**

Musical notation for measures 35-36. The treble clef staff contains whole rests. The bass clef staff contains a rhythmic pattern of eighth notes with stems pointing up, starting on a G-sharp. A hairpin crescendo is shown below the bass staff.

37 **I**

Musical notation for measures 37-39. The treble clef staff contains whole rests. The bass clef staff contains a rhythmic pattern of eighth notes with stems pointing up, starting on a G-sharp. A hairpin crescendo is shown below the bass staff.

**J**

40 *free tempo*

**3**

Musical notation for measures 40-46. The treble clef staff contains whole rests. The bass clef staff contains a rhythmic pattern of eighth notes with stems pointing up, starting on a G-sharp. The text "Improvise on Cymbals and Tam-Tams" is written in the treble staff. The text "marimba" is written above the bass staff. The text "niente" is written below the bass staff, with a hairpin crescendo leading to a piano (*p*) dynamic.

47

Musical notation for measures 47-52. The treble clef staff contains whole rests. The bass clef staff contains a rhythmic pattern of eighth notes with stems pointing up, starting on a G-sharp. The text "niente" is written below the bass staff, with a hairpin crescendo.

to Ljungskile Folk High School

# Joe is still singin'

Marimba 1

VERSION FOR MALLET QUARTET (or trio)

Daniel Berg (2020)

♩ = 54

ppp 6 6 6 6

4 **A**

mp 6 6 6 6

8 **B**

mf 6 6 6 6

10 **C**

mp 6 6 6 6

15 **D**

mf 6 6 6 6 p

18

6 6 6 6 6 6

20 **E**

*mf* 6 6 6 6 /: /: 4 *p*

24 **F**

6 6 6 6 /:

26

*mf* 6 6 6 6 /:

28 **G**

*p* 6 6 6 6 6 6 6 6 /:



31

*mf* 6 6 6 6 6 6 6 6 *mp*

34

**H**

6 6 6 6 6 6 6 6 *f*

36

6 6 6 6

37 **I**

6 6 6 6 *niente*

40 **J** *free tempo*

**2** *marimba*

*Improvise on Dobachi*

**2**

*niente* *p*

47

*niente*